

# Venkel's Recommended Soldering Profiles

Soldering conditions are affected by mounting and PCB parameters. Please take these factors into account when using these solder profiles. These are recommendations only and no guarantees are implied by them.

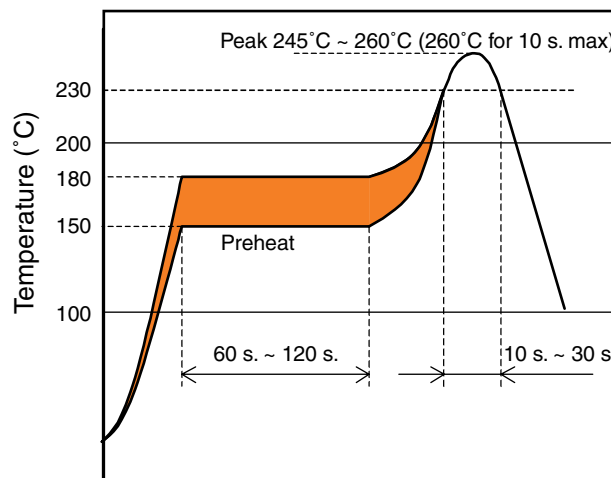
## Application

All surface mount passive components.

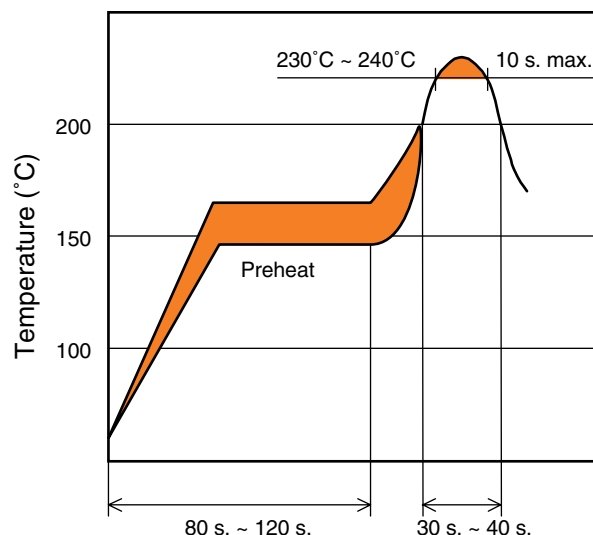
## Recommended soldering condition (reference)

### 1. Reflow soldering

#### 1.1 Recommended condition of Tin (Sn) solder



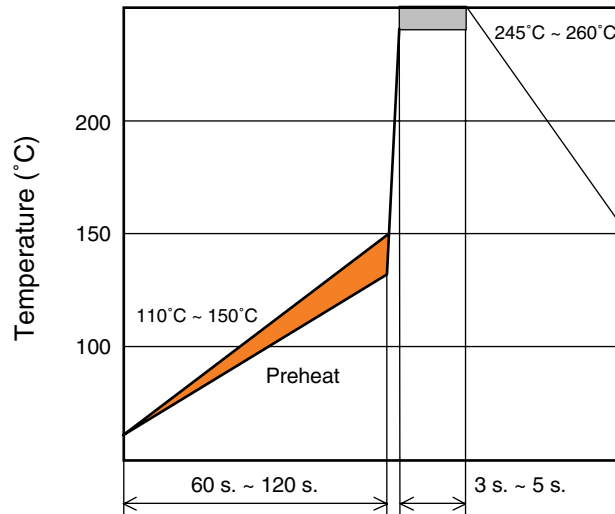
#### 1.2 Recommended condition of Tin-Lead (Sn-Pb) solder



Note: These profiles are suitable for 2 reflow applications.

# Venkel's Recommended Soldering Profiles

## 2. Flow soldering (Recommended condition of Tin (Sn) solder and Tin-Lead (Sn-PB) solder)



If you have any questions, please contact our sales staff.